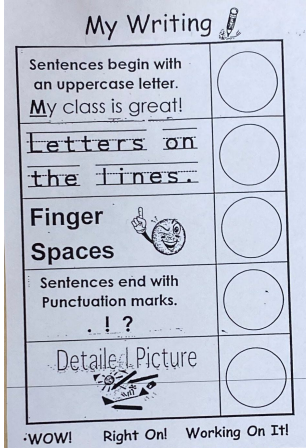


Student Name:

Homeroom:

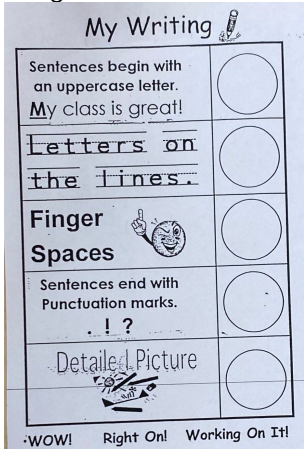
Grade Level: Kindergarten Student Weekly Learning Log

Directions: As you complete your assignments each day, color or X off the box! Be sure to have a parent sign off after each activity and check in with your teacher(s) as directed.

Days 1-5	Literacy	Math	Word Study/Sci/SS	Parent Initial
Day 1	<p>Focus Skill: Sequencing</p> <ol style="list-style-type: none">1. Listen to a read aloud: There was an Old Lady Who Swallowed a Rose2. Using your dry erase journal page, draw a picture3. Write a sentence about the book. Check your work using our self-checklist.  <ol style="list-style-type: none">4. Discuss: what was the order of objects she swallowed.	<p>Day 1: 1 to 20, Numbers A-Plenty</p> <p>See Math Activities folder: click here</p> <p>Numbers in the teens song</p>	<p><i>Emergent Reading Books</i> Click one of the following readers to read at your child's level. They can read online or print out.</p> <ol style="list-style-type: none">1. Sight Word Reader:2. CVC Reader3. CVCe Reader <p>Please complete one word from your Sight Word Interactive Notebook- sent home in your emergency packet</p> <p>LetterPlay SH</p> <p>Watch the sh video and think of 5 words that begin or end with sh</p>	

Student Name:

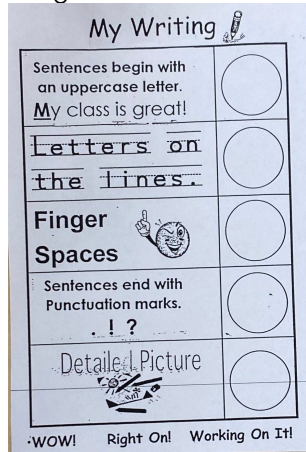
Homeroom:

<p>Day 2</p>	<p>Focus Skill: Sequencing 1. Listen to a read aloud: There was an Old Lady Who Swallowed Some Books</p> <p>2. Using your dry erase journal page, draw a picture</p> <p>3. Write a sentence about the book. Check your work using our self-checklist.</p>  <p>4. Discuss: what was the order of objects she swallowed.</p>	<p>Day 2: Order Up</p> <p>Ordinal Number Song Ordinal Video</p> <p>See Math Activities folder: click here</p>	<p><i>Emergent Reading Books</i> Click one of the following readers to read at your child's level. They can read online or print out.</p> <ol style="list-style-type: none">1. Sight Word Reader2. CVC Reader3. CVCe Reader <p>Please complete one word from your Sight Word Interactive Notebook- sent home in your emergency packet</p> <p>LetterPlay CH</p> <p>Watch the ch video and think of 5 words that begin or end with ch</p>	
<p>Day 3</p>	<p>Focus Skill: Sequencing 1. Listen to a read aloud: There was an Old Lady Who Swallowed Some Snow</p>	<p>Day 3: Sorting of all Sorts</p> <p>Sorting Different Ways Video</p> <p>See Math Activities folder: click here</p>	<p><i>Emergent Reading Books</i> Click one of the following readers to read at your child's level. They can read online or print out.</p>	

Student Name:

Homeroom:

2. Using your dry erase journal page, draw a picture
3. Write a sentence about the book. Check your work using our self-checklist.



4. Discuss: what was the order of objects she swallowed.

[here](#)

1. [Sight Word Reader](#)
2. [CVC Reader](#)
3. [CVCe Reader](#)

Please complete one word from your Sight Word Interactive Notebook- sent home in your emergency packet

LetterPlay

TH

Watch the th video and think of 5 words that begin or end with th

Day 4

Focus Skill: Sequencing

1. Listen to a read aloud: [There was an Old Lady Who Swallowed Some Leaves](#)
2. Using your dry erase journal page, draw a picture
3. Write a sentence about the book. Check your work using our self-checklist.

Day 4: Measure Up!

[Measure Penny Read Aloud](#)

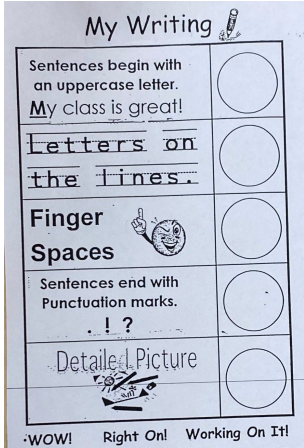
[See Math Activities folder: click here](#)

Emergent Reading Books
Click one of the following readers to read at your child's level. They can read online or print out.

1. [Sight Word Reader](#)
2. [CVC Reader](#)
3. [CVCe Reader](#)

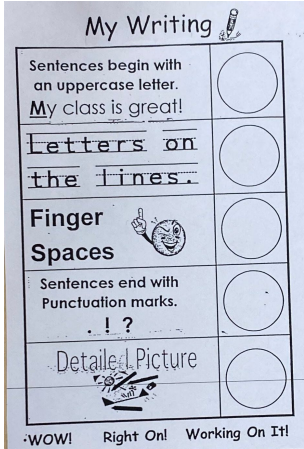
Student Name:

Homeroom:

	 <p>My Writing</p> <p>Sentences begin with an uppercase letter. My class is great!</p> <p>Letters on the lines.</p> <p>Finger Spaces</p> <p>Sentences end with Punctuation marks. . ! ?</p> <p>Detailed Picture</p> <p>WOW! Right On! Working On It!</p> <p>4. Discuss: what was the order of objects she swallowed.</p>		<p>Please complete one word from your Sight Word Interactive Notebook- sent home in your emergency packet</p> <p>LetterPlay</p> <p><u>Wh</u></p> <p>Watch the wh video and think of 5 words that begin with wh</p>	
<p>Day5</p>	<p>Focus Skill: Sequencing</p> <p>1. Listen to a read aloud: There was an Old Lady Who Swallowed Some Snow</p> <p>2. Using your dry erase journal page, draw a picture</p> <p>3. Write a sentence about the book. Check your work using our self-checklist.</p>	<p>Day 5: Can You Stack it?</p> <p>3d Shapes Song</p> <p>Cup Stacking Challenge Video Try to see if you can stack !</p> <p>See Math Activities folder: click here</p>	<p>Family Steam Project</p> <p>Click above for directions Create a gift for someone Send us your pictures or videos</p>	

Student Name:

Homeroom:

	 <p>4. Discuss: what was the order of objects she swallowed.</p>			
--	---	--	--	--

For Special Areas: please complete at least 5 assignments each week and be sure to complete one from each subject over the ten days.

Special Areas	<p>PE 20-Minute Fitness Video: https://app.goodle.com/activities/total-motion</p>	<p>PE Choose 7 Zumba Videos from the link below: https://app.goodle.com/channels/zumba-kids</p>	<p>Tech Go to the library webpage Library Webpage. Play a favorite game for 20 minutes.</p>	<p>Library/Media Read a fiction book on your own or listen to a story read by a grown-up or older sibling. Draw a picture of your favorite part of the story. My office hours are from 9:00 to 11:00 AM every day.</p>	<p>Art See Art Week 1, Kindergarten Document. My office hours are from 9-11am. Please email me if you need anything or to show me your artwork. I'd love to see what you are creating!</p>	<p>Music</p>	<p>WL Watch and sing along to our favorite videos Numbers Song Colors Song Shapes Song</p>
---------------	---	---	---	--	--	--------------	--

Student Name:

Homeroom:

				Please email me if you have any questions.			
--	--	--	--	--	--	--	--

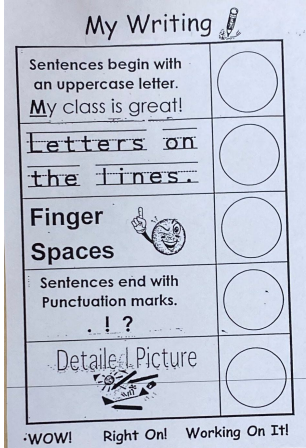
Student Name:

Homeroom:

Grade Level:

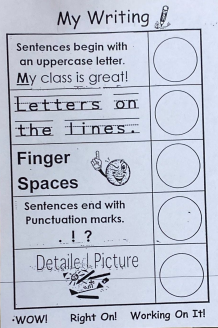
Student Weekly Learning Log

Directions: As you complete your assignments each day, color or X off the box! Be sure to have a parent sign off after each activity and check in with your teacher(s) as directed.

Days 6-10	Literacy	Math	Word/Study/Sci/SS	Parent Initial
Day 6	<p>Focus Skill: Text to Self Connections</p> <ol style="list-style-type: none">1. Listen to a read aloud: If You Give a Dog a Donut2. Using your dry erase journal page, draw a picture3. Write a sentence about the book. Check your work using our self-checklist.  <ol style="list-style-type: none">4. Discuss: if you gave a dog a donut, what would he ask for? What does a donut make you ask for?	<p>Day 6: How Much will it hold?</p> <p>Capacity Video</p> <p>See Math Activities folder: click here</p>	<p><i>Emergent Reading Books</i> Click one of the following readers to read at your child's level. They can read online or print out.</p> <ol style="list-style-type: none">1. Sight Word Reader2. CVC Reader3. CVCe Reader <p>Please complete one word from your Sight Word Interactive Notebook- sent home in your emergency packet</p> <p>LetterPlay</p> <p>Qu</p> <p>Watch the qu video and think of 5 words that begin with qu</p>	

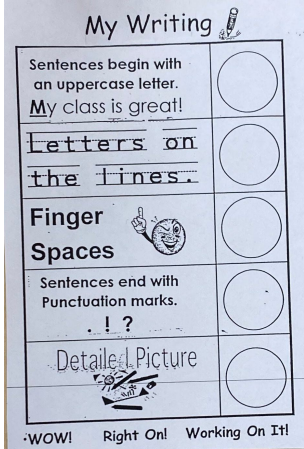
Student Name:

Homeroom:

<p>Day7</p>	<p>Focus Skill: Text to Self Connections</p> <ol style="list-style-type: none">1. Listen to a read aloud: If You Give a Moose a Muffin2. Using your dry erase journal page, draw a picture3. Write a sentence about the book. Check your work using our self-checklist.  <ol style="list-style-type: none">4. Discuss: if you gave a moose a muffin, what would he ask for? What does a muffin make you ask for?	<p>Day 7: Sink or Float?</p> <p>Blippi Sink or Float</p> <p>Sink or Float Video</p> <p>See Math Activities folder: click here</p>	<p><i>Emergent Reading Books</i> Click one of the following readers to read at your child's level. They can read online or print out.</p> <ol style="list-style-type: none">1. Sight Word Reader2. CVC Reader3. CVCe Reader <p>Please complete one word from your Sight Word Interactive Notebook- sent home in your emergency packet</p> <p>LetterPlay Ph</p> <p>Watch the ph video and think of 5 words that begin with ph</p>	
<p>Day 8</p>	<p>Focus Skill: Text to Self Connections</p> <ol style="list-style-type: none">1. Listen to a read aloud: If You Give a Pig a Pancake2. Using your dry erase journal page, draw a picture3. Write a sentence about the book. Check your work	<p>Day 8: Numbers Around Us</p> <p>Feast for Ten Read Aloud</p> <p>See Math Activities folder: click here</p>	<p><i>Emergent Reading Books</i> Click one of the following readers to read at your child's level. They can read online or print out.</p> <ol style="list-style-type: none">1. Sight Word Reader2. CVC Reader3. CVCe Reader	

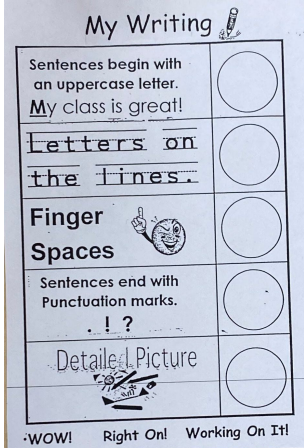
Student Name:

Homeroom:

	<p>using our self-checklist.</p>  <p>4. Discuss: if you gave a pig a pancake, what would he ask for? What does a pancake make you ask for?</p>		<p>Please complete one word from your Sight Word Interactive Notebook- sent home in your emergency packet</p> <p>Letter Play Vowel Time Can you name the 5 vowels? Vowel Video</p>	
<p>Day 9</p>	<p>Focus Skill: Text to Self Connections</p> <ol style="list-style-type: none">1. Listen to a read aloud: If You Give a Cat a Cupcake2. Using your dry erase journal page, draw a picture3. Write a sentence about the book. Check your work using our self-checklist.	<p>Day 9: Looking at the Number Ten</p> <p>See Math Activities folder: click here</p>	<p><i>Emergent Reading Books</i> <i>Click one of the following readers to read at your child's level. They can read online or print out.</i></p> <ol style="list-style-type: none">1. Sight Word Reader2. CVC Reader <p>Please complete one word from your Sight Word Interactive Notebook- sent home in your</p>	

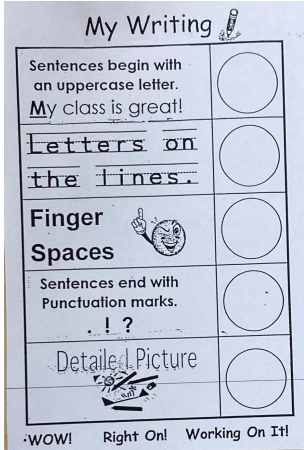
Student Name:

Homeroom:

	 <p>4. Discuss: if you gave a cat a cupcake, what would he ask for? What does a cupcake make you ask for?</p>		<p>emergency packet</p> <p>Letter Play Vowels Vowel Bat Song Vowel Sound Workout</p> <p>Play tic-tac toe Board Make your own board or click link for printable board Instead of using x's and o's use words! Try using the words. Game 1 cap and hat Game 2 pig and pit Game 3 hot and hop Game 4 bat and bug</p>	
<p>Day 10</p>	<p>Focus Skill: Text to Self Connections</p> <ol style="list-style-type: none">1. Listen to a read aloud: If You Bring a Mouse to School2. Using your dry erase journal page, draw a picture3. Write a sentence about the book. Check your work using our self-checklist.	<p>Day 10: Can You Roll it?</p> <p>3d Shapes Song</p> <p>See Math Activities folder: click here</p>	<p>Family Steam Project Create an Object that Floats Science Link Why do ships float? Send us your pictures or videos</p> <p>Please complete one word from your Sight Word Interactive Notebook- sent home in your emergency packet</p> <p>Letter Play Practice your consonant blends Make your own blend chant Consonant blend chant video</p>	

Student Name:

Homeroom:

	 <p>4. Discuss: What would you like to do with a mouse in kindergarten? How would the mouse feel in your classroom?</p>			
--	--	--	--	--

For Special Areas: please complete at least 5 assignments every 5 days and be sure to complete one from each subject over the ten days.

Special Areas	<p>PE Choose 7 Kids Bop Dance Videos from the link below: https://app.gonoodle.com/channels/the-kidz-bop-kids</p>	<p>PE Choose 7 Flow Videos for Mindfulness from the link below: https://app.gonoodle.com/channels/flow</p>	<p>Tech Go to the library webpage Library Webpage. Play a favorite game for 20 minutes.</p>	<p>Library/Media Read a nonfiction book on your own or listen to one read by a grown-up or older sibling. Tell someone the difference between fiction and nonfiction. My office hours are from 9:00 to</p>	<p>Art See Art Week 2, Kindergarten Document. My office hours are from 9-11am. Please email me if you need anything or to show me your artwork. I'd love to see what you are creating!</p>	<p>Music</p>	<p>VVL</p>
---------------	--	--	--	--	---	--------------	------------

Student Name:

Homeroom:

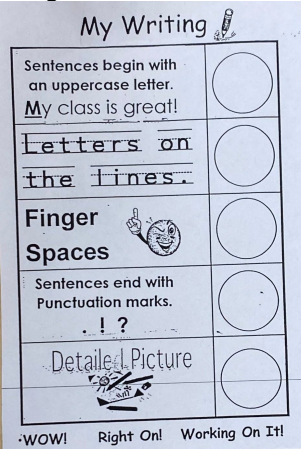
				11:00 AM every day. Please email me if you have any questions.			
--	--	--	--	--	--	--	--

Student Name:

Homeroom:

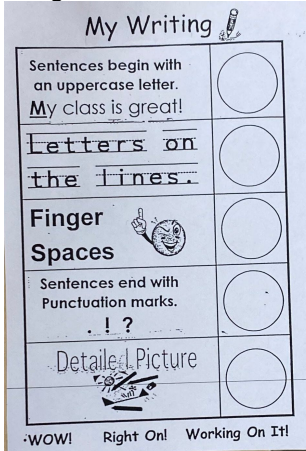
Grade Level: Kindergarten Student Weekly Learning Log

Directions: As you complete your assignments each day, color or X off the box! Be sure to have a parent sign off after each activity and check in with your teacher(s) as directed.

Days 11-15	Literacy	Math	Word/Study/Sci/SS	Parent Initial
Day 11	<p>Focus Skill: Story Elements</p> <ol style="list-style-type: none">1. Listen to a read aloud: <i>Today I will Fly</i>2. Using your dry erase journal page, draw a picture3. Write a sentence about the book. Check your work using our self-checklist.  <ol style="list-style-type: none">4. Discuss: who is in the story, what happened when or where did it take place, problem/solution.	<p>Day 11: 3 Dimensional shapes</p> <p>3d Shapes</p> <p>See Math Activities folder: click here</p>	<p><i>Emergent Reading Books</i> Click one of the following readers to read at your child's level. They can read online or print out.</p> <ol style="list-style-type: none">1. Sight Word Reader:2. CVC Reader <p>Please complete one word from your Sight Word Interactive Notebook- sent home in your emergency packet</p> <p>Letter Play Sn</p> <p>Watch the sn video. Go on a Sn hunt in your house. How many things did you find</p>	

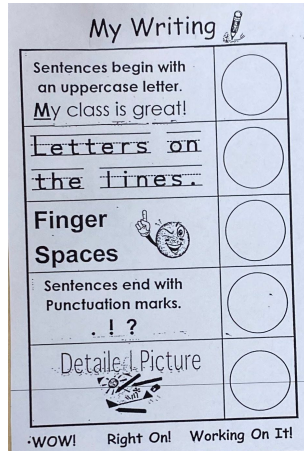
Student Name:

Homeroom:

<p>Day 12</p>	<p>Focus Skill: Story Elements</p> <ol style="list-style-type: none">1. Listen to a read aloud: There is a Bird on your Head2. Using your dry erase journal page, draw a picture3. Write a sentence about the book. Check your work using our self-checklist.  <ol style="list-style-type: none">4. Discuss: who is in the story, what happened when or where did it take place, problem/solution.	<p>Select your favorite game from: Everyday Math ConnectED games *use your codes to login</p> <p>Play tic-tac toe Board Make your own board or click link for printable board Instead of using x's and o's use numbers! Try using the following numbers Game 1 12 and 21 Game 2 34 and 43 Game 3 89 and 98 Game 4 26 and 62</p>	<p><i>Emergent Reading Books</i> Click one of the following readers to read at your child's level. They can read online or print out.</p> <ol style="list-style-type: none">1. Sight Word Reader:2. CVC Reader <p>Please complete one word from your Sight Word Interactive Notebook- sent home in your emergency packet</p> <p>Letter Play Sp</p> <p>Watch the sp video. Play I SPY game with words in your house.</p>	
<p>Day 13</p>	<p>Focus Skill: Story Elements</p> <ol style="list-style-type: none">1. Listen to a read aloud: Watch me Throw the Ball2. Using your dry erase journal page, draw a picture3. Write a sentence about the book. Check your work using our self-checklist.	<p>Select your favorite game from: Everyday Math ConnectED games *use your codes to login</p>	<p><i>Emergent Reading Books</i> Click one of the following readers to read at your child's level. They can read online or print out.</p> <ol style="list-style-type: none">1. Sight Word Reader:2. CVC Reader	

Student Name:

Homeroom:



4. Discuss: who is in the story, what happened when or where did it take place, problem/solution.

Please complete one word from your Sight Word Interactive Notebook- sent home in your emergency packet

Letter Play
Cr

Watch the cr video. Look through your favorite picture books and see if you can find a cr word.

Day 14

Focus Skill: Story Elements

1. Listen to a read aloud: [Can I Play too?](#)
2. Using your dry erase journal page, draw a picture
3. Write a sentence about the book. Check your work using our self-checklist.

Select your favorite game from:
[Everyday Math ConnectED games](#)
*use your codes to login


Emergent Reading Books
Click one of the following readers to read at your child's level. They can read online or print out.

1. [Sight Word Reader:](#)
2. [CVC Reader](#)

Please complete one word from your Sight Word Interactive Notebook- sent home in your emergency packet

Student Name:

Homeroom:



4. Discuss: who is in the story, what happened when or where did it take place, problem/solution.

Letter Play

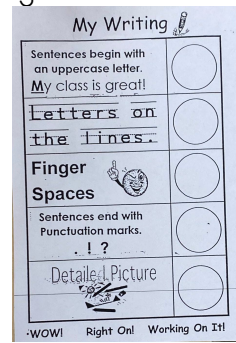
fl

Watch the fl video. Think of 5 fl words as you do the FLOSS!

Day 15

Focus Skill: Story Elements

1. Listen to a read aloud: [I am Invited to a Party](#)
2. Using your dry erase journal page, draw a picture
3. Write a sentence about the book. Check your work using our self-checklist.



Select your favorite game from:

[Everyday Math ConnectED games](#)

*use your codes to login

[Play tic-tac toe Board](#)

Make your own board or click link for printable board

Instead of using x's and o's use numbers! Try using the following numbers

Game 1 17 and 71

Game 2 19 and 91

Game 3 20 and 30

Game 4 60 and 90

[Family Steam Project](#)

Click above for directions

Create a musical Instrument

Science Link: [What is Sound?](#)

Send us your pictures or videos

Please complete one word from your Sight Word Interactive Notebook- sent home in your emergency packet

Letter Play

BL

Write 5 BL words in BLUE

Student Name:

Homeroom:

	4. Discuss: who is in the story, what happened when or where did it take place, problem/solution.			
--	---	--	--	--

For Special Areas: please complete at least 5 assignments every 5 days and be sure to complete one from each subject over ten days.

Special Areas	PE	PE	Tech	Library/Media	Art	Music	VWL
	Choose 7 Breathing and Stretching Videos for Mindfulness from the link below: https://app.gonoodle.com/channels/empower-tools	20-Minute Indoor Dance/Fitness Video (please do 30 seconds of jumping jacks as a warm-up) : https://app.gonoodle.com/activities/indoor-recess-you-pick-number-2?s=Channel&t=Indoor%20Recess&sid=13&cs=indoor-recess		Read or listen to a nonfiction book. Tell a family member 3 new things you learned. My office hours are from 9:00 to 11:00 AM every day. Please email me if you have any questions.			